


2020 BAYSIDE COLOR CHART

TRIBLEND - 50% POLY / 25% COTTON / 25% RAYON



TRIBLEND SOLIDS - 50% POLY / 25% COTTON / 25% RAYON



TRIBLEND - 50% POLY / 38% COTTON / 12% RAYON



50% COTTON / 50% POLY SOLIDS



HEATHERS



NEW 100% POLYESTER



2020 BAYSIDE COLOR CHART

100% COTTON BASICS

NEUTRALS



White



Natural

LIGHTS



Ash**



Oatmeal**

DARKS



Army Green



Black



Bohemian Blue



Bright Orange



Caramel Brown



Carolina Blue



Charcoal




Clay



Coyote Brown



Cream




Dark Ash
(Heather Grey*)



Dark Grey



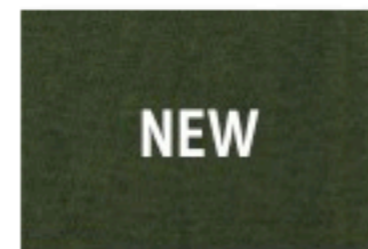
Denim




Gold



Light Blue



Military Green



Navy (Dark Navy)



Navy (Light Navy)



Olive



Orange



Pacific Yellow



Papaya



Bright Pink



Light Pink



Purple



Red



Sand




Safari



Silver



Tobacco




Willow Green




Yellow

PREMIUMS




Burgundy



Cardinal



Chocolate



Forest Green



Hunter Green



Irish Kelly




Kelly Green




Lime Green



Royal Blue



Slate Blue



Teal




Turquoise

2020 BAYSIDE COLOR CHART

BAYSIDE GARMENT DYED CREW

NEW DIRECT / REACTIVE COLORS



NEW PIGMENT COLORS

