

BAYSIDE COLOR CHART


TRIBLEND - 50% POLY / 25% COTTON / 25% RAYON



TRIBLEND - 50% POLY / 38% COTTON / 12% RAYON




50% COTTON / 50% POLY SOLIDS



50/50 COMBED RINGSPUN



100% POLYESTER



SPECS ARE AN APPROXIMATE. TOLERANCE IS +/- 1"

BAYSIDE APPAREL

BAYSIDE COLOR CHART

100% COTTON BASICS

COLORS

 Army Green	 Ash**	 Black	 Blue Jean	 Bohemian Blue	 Bright Orange	
 Bright Pink	 Butter	 Carolina Blue	 Chalky Mint	 Charcoal	 Clay	
 Coral	 Coyote Brown	 Cream	 Crunch Berry	 Dark Ash*	 Dark Ash (Heather Grey*)	
 Dark Grey	 Denim	 Dusty Blue	 Gold	 Khaki	 Light Blue	
 Light Pink	 Military Green	 Natural	 Navy (Dark Navy)	 Navy (Light Navy)	 Olive	
 Orange	 Pacific Yellow	 Pine	 Purple	 Red	 Sand	
 Safari	 Sky Blue	 Teal	 Tobacco	 White	 Willow Green	 Yellow

PREMIUMS

 Burgundy	 Cardinal	 Chocolate	 Forest Green	 Hunter Green	 Irish Kelly
 Kelly Green	 Lime Green	 Royal Blue	 Slate Blue	 Teal	 Turquoise

* 90% Cotton / 10% Poly | ** 99% Cotton / 1% Poly

BAYSIDE COLOR CHART

FLEECE

100% COTTON




80% COTTON / 20% POLYESTER



BAYSIDE GARMENT DYED CREW

DIRECT / REACTIVE COLORS



PIGMENT COLORS



2026 BAYSIDE COLLECTION